



BE THE INSPIRATION

Rotary
Club of San Francisco



The Rotary Club of San Francisco
January 22, 2019



BE THE INSPIRATION

Rotary
Club of San Francisco



The Rotary Club of San Francisco
January 22, 2019



*Please silence your cell phones or
potentially pay **\$100.00 donation to**
Rotary Charities.*



**WELCOME ,
Guests and
Visiting
Rotarians!!**



**Many thanks to today's Club
Service volunteers!**





ROTARY



**FOLLOWING TODAY'S MEETING
FOR 30 MINUTES**



DICTIONARY PLATING– Wednesday, 1.23.19
6:00 pm at Hoogasian's Flowers
Mixer to Follow!





January Opportunities for Service and Club Engagement:

JANUARY 31 – 6pm – 8 pm

MIX AND MINGLE AT THE ACADEMY OF ART AUTO MUSEUM





EMERGENCY SERVICES DAY – February 12, 2019 - Noon
Register now for this big event of our year!
www.sfrotary.com





ROTARY MEADOW WORKDAY



Saturday, 2.16.19, nine to noon
Go to www.sfrotary.com



SAINT IGNATIUS INTERACT CHARTER PARTY
February 22 – 6:30 pm
The Academy of Art Car Museum





BIG ISLAND IS CALLING MEMBERSHIP CONTEST

--first six months of 2018 - 2019

--and the winner is.....





BIG ISLAND IS CALLING MEMBERSHIP CONTEST

--first six months of 2018 - 2019

--and the winner is.....

Marti Sullivan!

WILL YOUR NAME BE IN LIGHTS FOR THE SECOND
SIX MONTHS?

Thanks Harold Hoogasian for donating your condo as the
contest prize!



Jennifer Lee
Sofia Valverde
Pam Hudson
Jermaine Blakeley
Avi Tutman



\$ 5,000



**PROJECT
HOMELESS
CONNECT**

Vision: Supporting Health Communities



The
Rotary
Foundation



The mission of **The Rotary Foundation of Rotary International** is to enable Rotarians to advance world understanding, goodwill, and peace through the improvement of health, the support of education, and the alleviation of poverty.



The
Rotary
Foundation



\$40,000

\$20,000

\$8,500


Our **Annual Club Goal**
to The Rotary Fdn

Our **Super Bowl Pool**
as part of the Goal

**Raised in the Pool to
Date**



SUPER BOWL – Patriots vs. Rams – Sunday, 2.3.19





SUPER BOWL POOL

\$110 for your name in one square.

Multiple squares for purchase.

Prize is \$1,000 Paul Harris Fellowship
to The Rotary Foundation in your name.



Rotary Club of San Francisco

[Home](#) [Catalog](#) [Blog](#) [About Us](#)

[Home](#) > [Products](#) > [2019 Super Bowl Pool](#)

2019 Super Bowl Pool

\$ 110.00

[Add to cart](#)

Each square in the Super Bowl Pool is \$110.

100% of your donation is a contribution to The Rotary Club of San Francisco, a 501(c)(3) non-profit organization.

✓ Like 1

[Tweet](#)

[G+](#)

[Save](#)

← **New this year:
Enter to win on-line
www.sfrotary.com**





We interrupt this meeting
for a regularly scheduled...
TABLE TALK!!

Get to know your neighbor!





HSH

**Homelessness in
San Francisco**

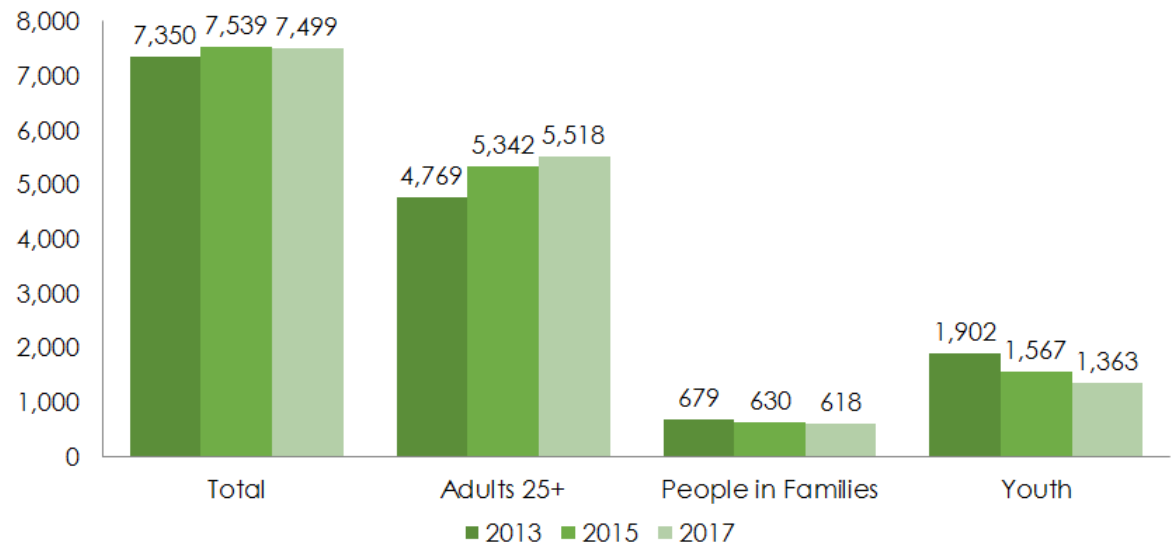
**Creating a significant &
sustained reduction by
December 2022**



Causes of homelessness

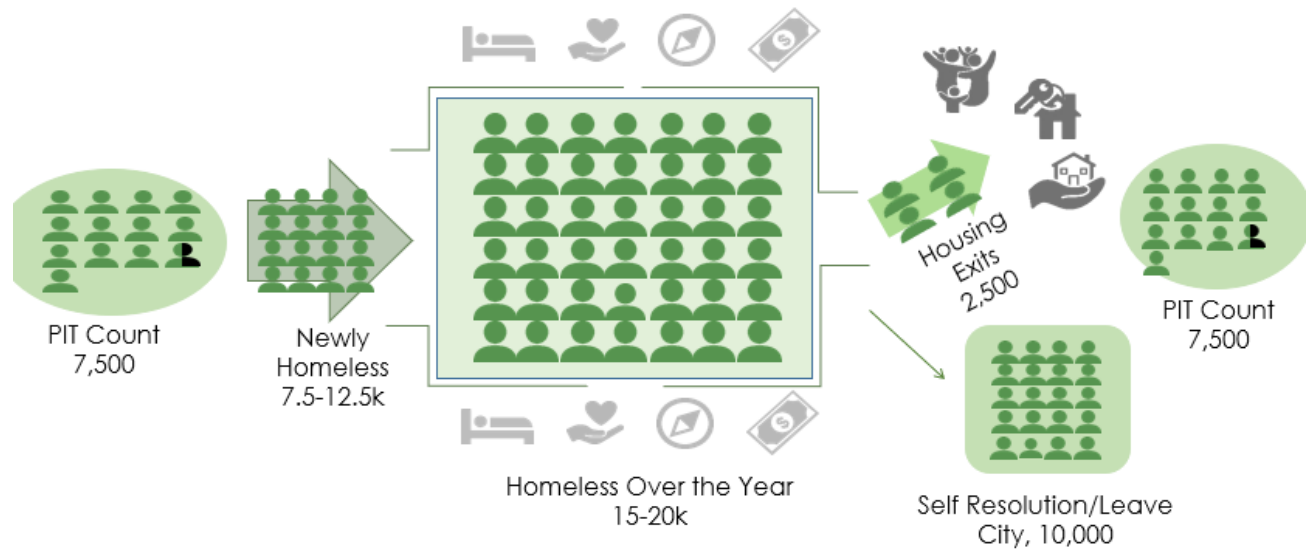
- Federal housing policies and funding cuts
- State housing policies and limited funding for homelessness
- Inequity in the US economy and public health system

Homelessness in San Francisco



San Francisco Point In Time Count 2013-2017

Homelessness in San Francisco



Department of Homelessness and Supportive Housing

- Launched in August 2016
- Combined and coordinated city programs to address homelessness
- Mission is to make homelessness in San Francisco rare, brief and one-time.
- Issued a 5 Year Strategic Framework in October 2017



**Strategic
Framework
Goals: 2018-
2022**

SYSTEMS CHANGE

Design and implement coordinated systems for adults, families with children, & youth by December 2019

Implement performance accountability across all programs and systems by December 2020

Adults

Families

Youth

Street
Homelessness

Reduce
chronic
homelessness
50% by
December
2022

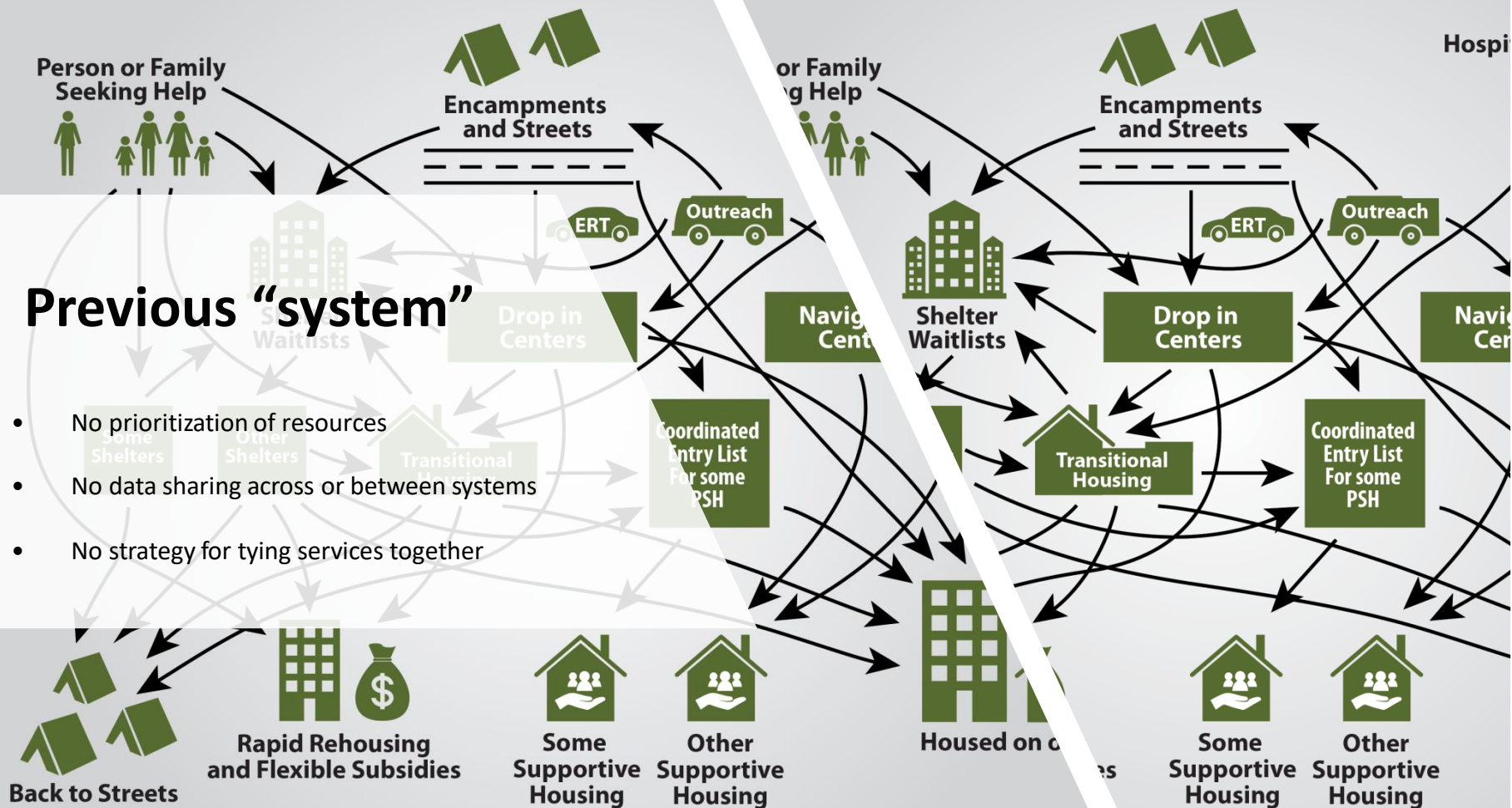
End family
homelessness
by December
2021

Reduce youth
homelessness
50% by
December
2022

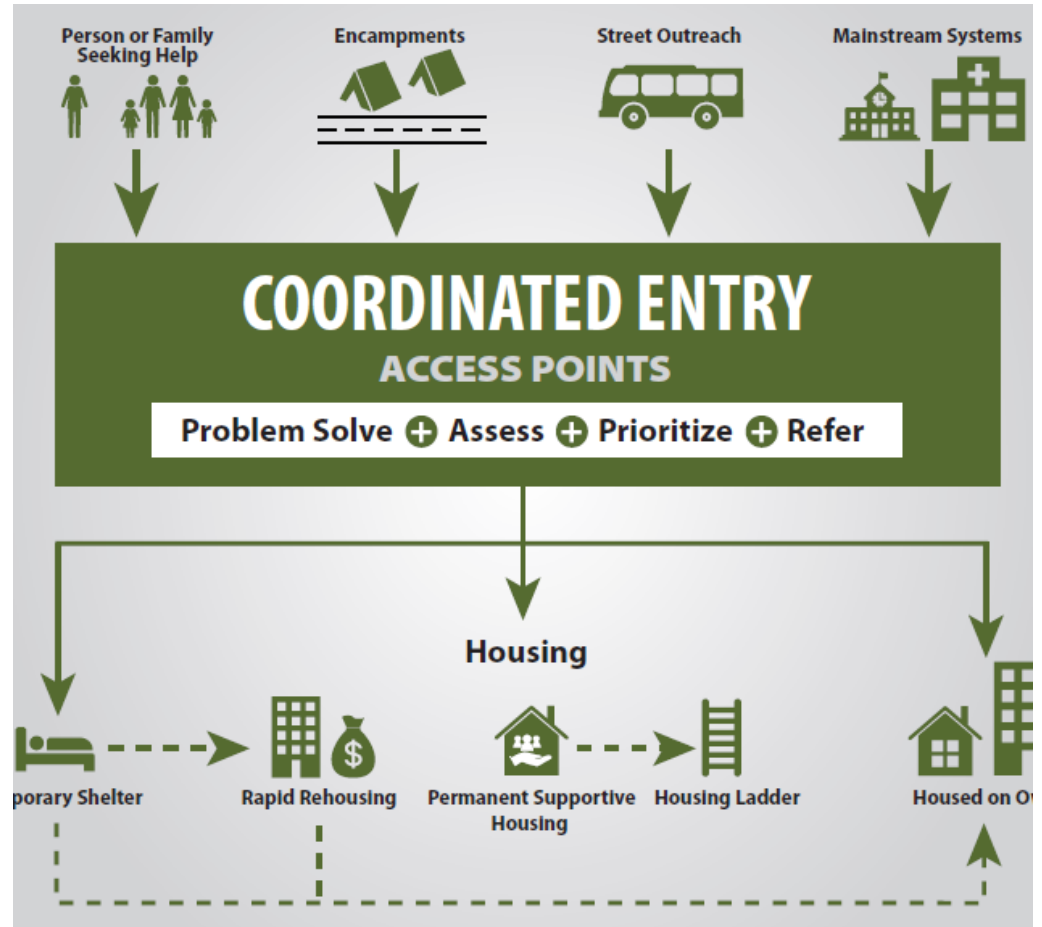
End large,
long-term tent
encampments
by December
2018

Previous “system”

- No prioritization of resources
- No data sharing across or between systems
- No strategy for tying services together



Homeless ness Response System



Summary of Key Strategies

- Implement Coordinated Entry
- Utilize single data base
- Offer Problem Solving options to everyone
- Target Housing resources to those most in need
- Provide population specific programs and services
- Develop a plan to address gaps in the system
- Set goals and ensure accountability



Proof of Concept

Houston

Implemented coordinated entry and housing-first

Result

Homelessness decreased by
75% in 7 years



Virginia

Shifted to coordinated entry, rapid rehousing and
performance measurement focus

Result

Homelessness by 31% in 5 years



Homeless Services

Intervention	Capacity
Problem Solving	<ul style="list-style-type: none"> • 1,700 Eviction Prevention & Move-In Assistance Slots (One-Time Grants) • 850 Homeward Bound Slots
Street Outreach	<ul style="list-style-type: none"> • 193 Chairs in Resource Centers • HOT, ERT, and Other Nonprofit-Led Teams
Temporary Shelter (year round)	<ul style="list-style-type: none"> • 1,400 Shelter Beds/Units (does not include winter beds) • 500 Navigation Center Beds • 450 Transitional Housing Beds • 100 Stabilization Units
Housing	<ul style="list-style-type: none"> • 7,770 Units of Permanent Supportive Housing • 440 Rapid Rehousing Slots
Housing Ladder	<ul style="list-style-type: none"> • 300 Moving On Initiative Subsidies

Expansion of Services

Completed

- Problem solving grants, 800
- Permanent Supportive Housing, 326
- Temporary Shelter, 214
- Housing Ladder, 350

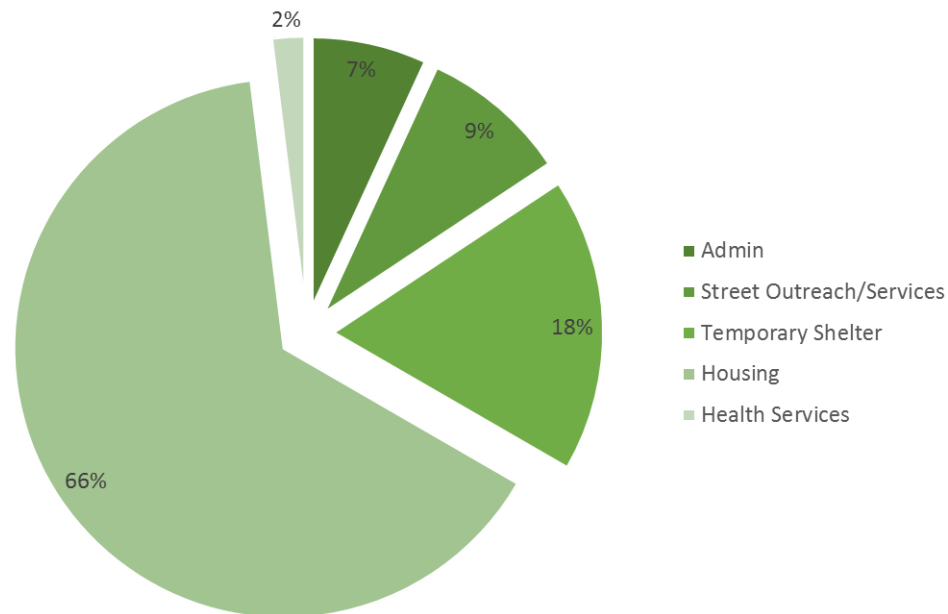
Planned for FY18-19 and FY19-20

- Navigation centers, 337
- Permanent Supportive Housing, 430
- Transitional housing, 17
- Rapid Rehousing, 191
- SAFE Centers, 700



Spending

Total FY 17-18 HSH Budget \$236M + \$14M in capital and one-time expenditures



Accountability



DEPARTMENT OF
HOMELESSNESS AND
SUPPORTIVE HOUSING

Exits From Homelessness

FY 2017-2018 (July 2017-June 30th, 2018)

2,192

Total clients exited from homelessness

FY 2018 Problem Solving and Housing Goal (2,191)



879

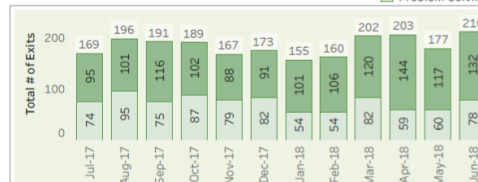
clients served through
Problem Solving methods

1,313

of Housing
placements

Monthly Exits

■ Housing
■ Problem-Solving



Cumulative to Date - Actual vs. Goal

■ Actual Exits
■ Left to Goal

Problem-Solving



FY 2018 Goal period (July 1st, 2017 - June 30th, 2018)

Housing



Outcomes



Prevented homelessness for over 3,000 households

Reunified over 800 homeless people with family and friends



Placed over 1,300 homeless people into permanent housing

Helped 150 people move from supportive to affordable housing

Maintained housing for over 9,500 formerly homeless people each night



Sheltered 7,000 people

Outreached to over 6,000 people

Reduced tents by over 50%

Resolved 35 large encampments and sheltered 70% of the campers

Ended large encampments with over 15 people in San Francisco

Impact

Between the 2015 and 2017 Point in Time Counts, San Francisco has decreased in homelessness within key populations, including:

Population	Percent Change Between 2015-17
Youth Homelessness	13%
Family Homelessness	12%
Chronic Homelessness Among Veterans	30%

Community	2017 PIT Total	% Change from 2015-2017
San Francisco City & County	7,499	<-1%
Orange County	4,792	8%
Portland/ Multnomah County	4,177	9%
Santa Clara County	7,395	13%
Seattle/King County	11,643	16%
Sacramento County	3,665	30%
Los Angeles County	57,749	30%
Alameda County	5,629	39%

**2015 & 2017
Comparison
to Other
West Coast
Communitie
s**

HSH in 2019

- Publish implementation + youth plan
- Reduce veteran homelessness
- End unsheltered family homelessness
- End encampments with 6+ people
- Full roll-out of coordinated entry
- Move to our new offices
- Overall PIT Count <6,750
- Unsheltered homelessness <3,700





Compassion Common Sense
Courage